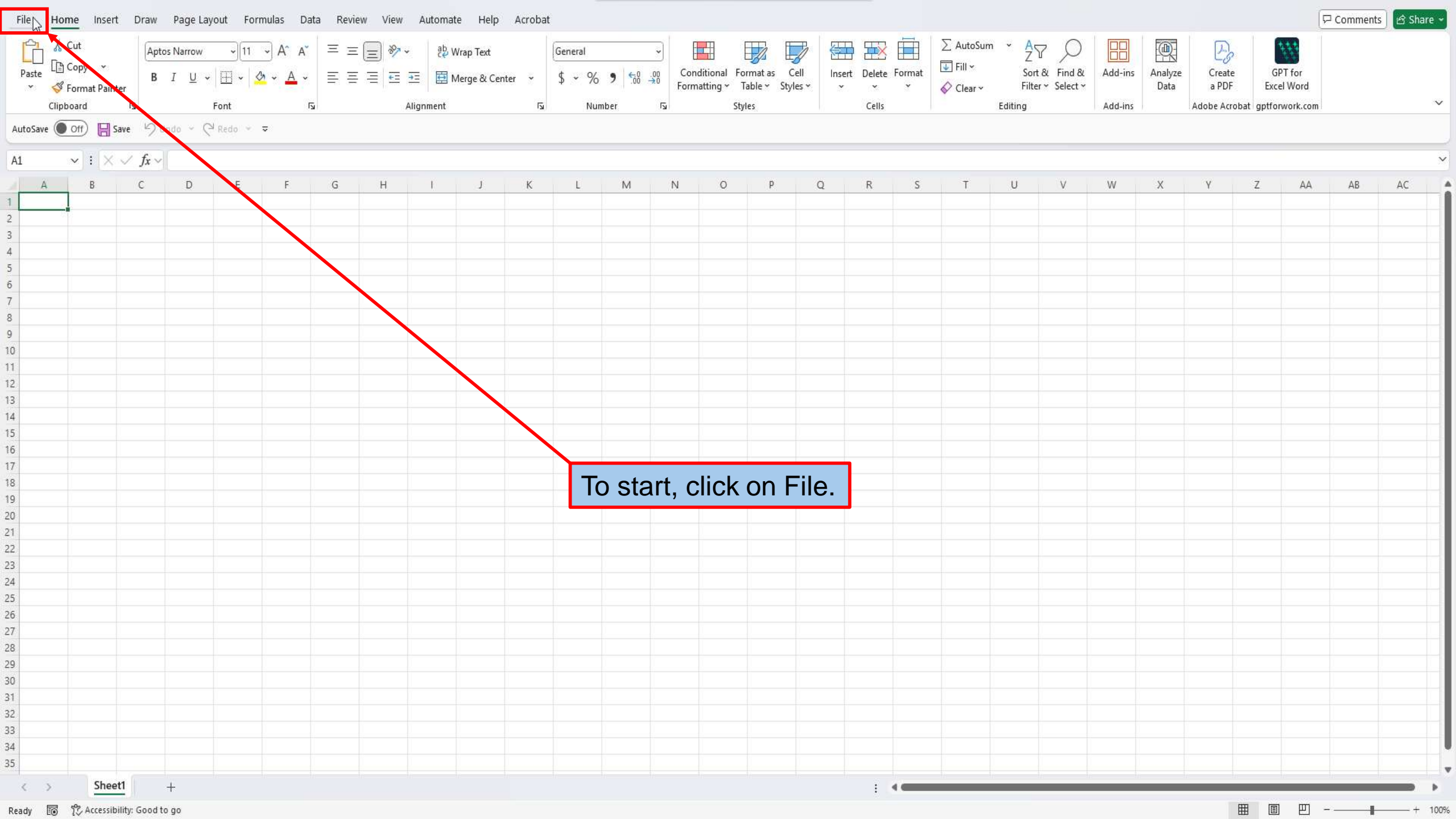


Hello, and welcome to Mark's Excel Tips. Today, we are going to show you how to launch and use Excels QR Code generator, in Excel 365. Let's get started.



To start, click on File.



Good morning

Home

▼ New

New

Open

Info

Save

Save As

Save as Adobe  
PDF


Print

Share

Share as  
Adobe PDF  
link

Export

Close



Blank workbook



Date tracker Gantt chart



Monthly food budget



Project timeline with milesto...



Semi-monthly home budget



Basic meal planner



Weekly meal planner and gr...



Welcome to Excel



Formula tutorial

[More templates](#) →



[More workbooks](#) →

Search

Recent

Favorites

Shared with Me

You haven't opened any workbooks recently. Click Open to browse for a workbook.

On the right side of the home screen, click on more templates.

Account

Options



Home

New

Open

Info

Save

Save As

Save as Adobe PDF

Print

Share

Share as Adobe PDF link

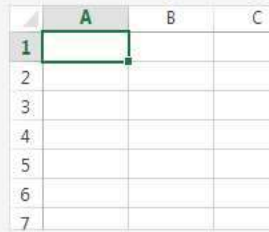
Export

Close


Account

Options

## New



Blank workbook



Date tracker Gantt chart

Budget for the month of May

Total food budget for the month: \$575

Amount already spent: \$202

	Groceries	Eating Out	Snacks	Others
Monthly Budget	\$325	\$100	\$100	\$50
Actual Expenses	\$175	\$0	\$17	\$10

Monthly food budget



Project timeline with milestones

Semi-Monthly Home Budget

DECEMBER

	1st Half	2nd Half	Total
Electricity	\$100	\$100	\$200
Water	\$50	\$50	\$100
Gas	\$150	\$150	\$300
Internet	\$50	\$50	\$100
Phone	\$50	\$50	\$100
Food	\$100	\$100	\$200
Transportation	\$50	\$50	\$100
Entertainment	\$50	\$50	\$100
Utilities	\$50	\$50	\$100
Insurance	\$50	\$50	\$100
Medical	\$50	\$50	\$100
Other	\$50	\$50	\$100

Semi-monthly home budget



Basic meal planner

Meal Planner

Week ending: 10/1/20XX

Day of the Week:

Theme:

Monday:

Tuesday:

Wednesday:

Thursday:

Friday:

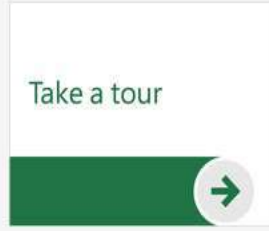
Saturday:

Sunday:

Weekly meal planner and...

QR Code

Suggested searches: Business Personal Planners and Trackers Lists Budgets Charts Calendars



Welcome to Excel



Formula tutorial



PivotTable

Personal Monthly Budget

Category	Amount
Food	\$100
Transportation	\$50
Utilities	\$50
Entertainment	\$50
Medical	\$50
Insurance	\$50
Other	\$50

Simple invoice

Weekly chore schedule

Chore	Day	Time
Wash car	Monday	10:00 AM
Wash car	Tuesday	10:00 AM
Wash car	Wednesday	10:00 AM
Wash car	Thursday	10:00 AM
Wash car	Friday	10:00 AM
Wash car	Saturday	10:00 AM
Wash car	Sunday	10:00 AM

Sales invoice tracker

January 20XX

Day	1	2	3	4	5	6	7	8	9	10	11	12	13	14	15	16	17	18	19	20	21	22	23	24	25	26	27	28	29	30	31
Month																															

Any year custom calendar

September 20XX

Day	1	2	3	4	5	6	7	8	9	10	11	12	13	14	15	16	17	18	19	20	21	22	23	24	25	26	27	28	29	30
Month																														

Academic calendar



QR code generator

Loan Amortization Schedule

Period	Payment	Interest	Principal	Balance
1	\$100.00	\$10.00	\$90.00	\$900.00
2	\$100.00	\$9.00	\$91.00	\$809.00
3	\$100.00	\$8.09	\$91.91	\$717.09
4	\$100.00	\$7.17	\$92.83	\$624.26
5	\$100.00	\$6.24	\$93.76	\$530.50
6	\$100.00	\$5.31	\$94.69	\$435.81
7	\$100.00	\$4.36	\$95.64	\$340.17
8	\$100.00	\$3.40	\$96.60	\$243.57
9	\$100.00	\$2.44	\$97.56	\$146.01
10	\$100.00	\$1.46	\$98.54	\$47.47

Loan amortization schedule

Weekly schedule planner

Day	1	2	3	4	5	6	7	8	9	10	11	12	13	14	15	16	17	18	19	20	21	22	23	24	25	26	27	28	29	30	31
Month																															

Weekly schedule planner

Simple invoice

Item	Quantity	Unit Price	Total Price
Item 1	10	\$10.00	\$100.00
Item 2	5	\$20.00	\$100.00
Item 3	3	\$30.00	\$90.00
Item 4	2	\$40.00	\$80.00
Item 5	1	\$50.00	\$50.00

Simple invoice

Sales invoice tracker

Invoice #	Description	Qty	Unit Price	Discount	Price
1001	Invoice # 1001	10	\$10.00	\$0.00	\$100.00
1002	Invoice # 1002	5	\$20.00	\$0.00	\$100.00
1003	Invoice # 1003	3	\$30.00	\$0.00	\$90.00
1004	Invoice # 1004	2	\$40.00	\$0.00	\$80.00
1005	Invoice # 1005	1	\$50.00	\$0.00	\$50.00

Sales invoice tracker

Family budget planner

Category	Amount
Food	\$100
Transportation	\$50
Utilities	\$50
Entertainment	\$50
Medical	\$50
Insurance	\$50
Other	\$50

Family budget planner

To-do list

Task	Description	Due Date	Priority
1	Wash car	6/10/22	High
2	Wash car	6/10/22	Medium
3	Wash car	6/10/22	Low
4	Wash car	6/10/22	Medium
5	Wash car	6/10/22	High

Household to-do list

Inventory list

Item	Quantity	Unit Price	Total Price
Item 1	10	\$10.00	\$100.00
Item 2	5	\$20.00	\$100.00
Item 3	3	\$30.00	\$90.00
Item 4	2	\$40.00	\$80.00
Item 5	1	\$50.00	\$50.00

Inventory list

Homework log

Subject	Topic	Due Date	Status
Math	Algebra	6/10/22	Not Started
Science	Biology	6/10/22	Not Started
History	World War II	6/10/22	Not Started
Language	Spanish	6/10/22	Not Started
Art	Painting	6/10/22	Not Started

Homework log

Party planner and checklist

Task	Completed
1. Plan the party	<input type="checkbox"/>
2. Buy decorations	<input type="checkbox"/>
3. Buy food and drinks	<input type="checkbox"/>
4. Hire a DJ	<input type="checkbox"/>
5. Book a venue	<input type="checkbox"/>
6. Send invitations	<input type="checkbox"/>
7. Arrange transportation	<input type="checkbox"/>
8. Plan the menu	<input type="checkbox"/>
9. Buy party supplies	<input type="checkbox"/>
10. Plan the entertainment	<input type="checkbox"/>

Party planner and checklist

Simple to-do list

Task	Priority	Status
Wash car	Normal	Not Started
Wash car	High	Complete
Wash car	Low	In Progress
Wash car	Normal	Not Started

Simple to-do list

Simple personal budget

Category	Amount
Food	\$100
Transportation	\$50
Utilities	\$50
Entertainment	\$50
Medical	\$50
Insurance	\$50
Other	\$50

Simple personal budget



Home construction budget

Home inventory

Item	Quantity	Unit Price	Total Price
Item 1	10	\$10.00	\$100.00
Item 2	5	\$20.00	\$100.00
Item 3	3	\$30.00	\$90.00
Item 4	2	\$40.00	\$80.00
Item 5	1	\$50.00	\$50.00

Home inventory



Home

New

Open

Info

Save

Save As

Save as Adobe  
PDF

Print

Share

Share as  
Adobe PDF  
link

Export

Close

New

← Back

QR Code



Click on the QR Code generator.

Account

Options



Home

New

Open

Info

Save

Save As

Save as Adobe  
PDF

Print

Share

Share as  
Adobe PDF  
link

Export

Close

Account

Options

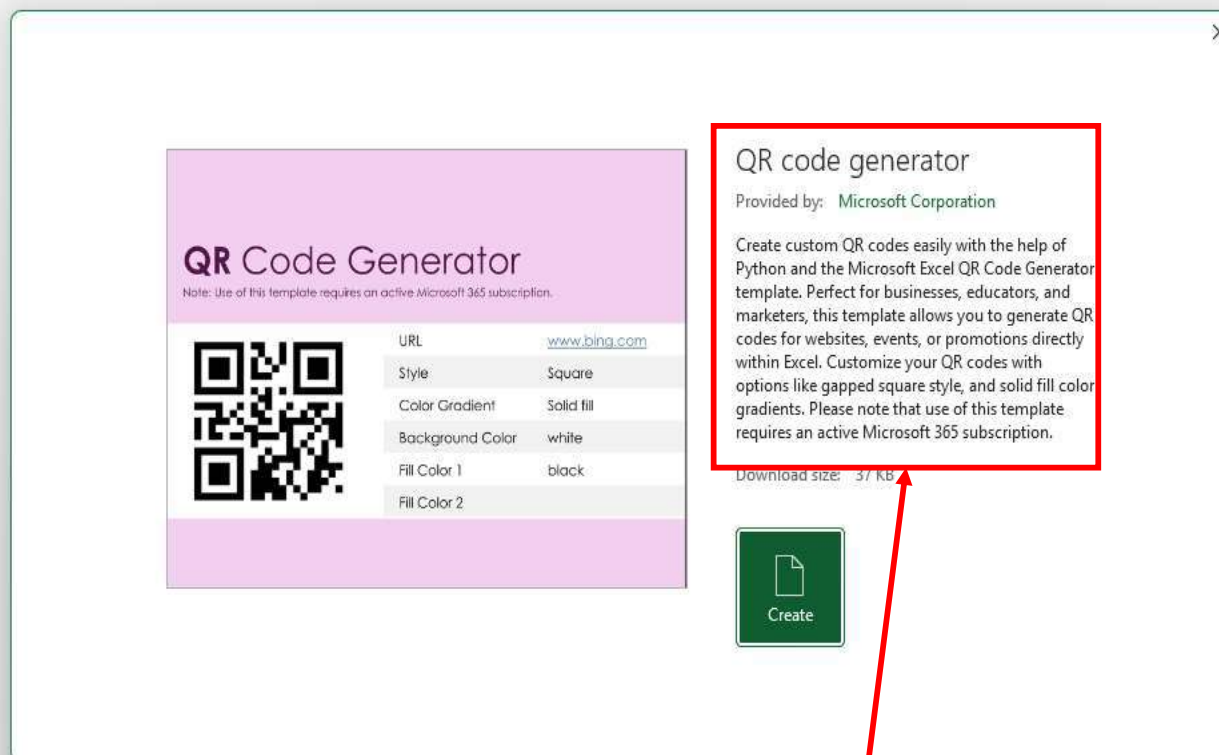
New

← Back

QR Code



QR code generator



In the window that opens, Excel tells you about the QR Code generator and the different things it can be used for.



New

Back

QR Code



QR code generator

QR Code Generator

Note: Use of this template requires an active Microsoft 365 subscription.

URL	<a href="http://www.bing.com">www.bing.com</a>
Style	Square
Color Gradient	Solid fill
Background Color	white
Fill Color 1	black
Fill Color 2	

QR code generator

Provided by: Microsoft Corporation

Create custom QR codes easily with the help of Python and the Microsoft Excel QR Code Generator template. Perfect for businesses, educators, and marketers, this template allows you to generate QR codes for websites, events, or promotions directly within Excel. Customize your QR codes with options like gapped square style, and solid fill color gradients. Please note that use of this template requires an active Microsoft 365 subscription.

Download size: 37 KB

Create

Click on create.





FileHomeInsertDrawPage LayoutFormulasDataReviewViewAutomateHelpAcrobat

Cut

Copy

Format Painter

Clipboard

Century Gothic

15

A<sup>+</sup>

A<sup>-</sup>

B

I

U

Font

Alignment

General

\$

%

‰

0.00

0.00

Number

Conditional Formatting

Format as Table

Cell Styles

Styles

Insert

Delete

Format

Cells

Σ

AutoSum

Fill

Clear

Editing

Sort & Filter

Find & Select

Add-ins

Analyze Data

Create a PDF

Adobe Acrobat

GPT for Excel Word

gptforwork.com

Add-ins

Comments

Share

AutoSaveOffSaveUndoRedo

E6fxhttps://tinyurl.com/Marks-Excel-Tips

QR Code Generator

Note: Use of this template requires an active Microsoft 365 subscription.



URLhttps://tinyurl.com/Marks-Excel-Tips

StyleSquareEnter a valid URL in this cell.

Color GradientSolid Fill

Background Colorwhite

Fill Color 1black

Fill Color 2

To use the QR Code generator, simply put in the URL of the website or webpage that you want to send someone to.

QR Code Generator

ReadyAccessibility: Good to go

# QR Code Generator

Note: Use of this template requires an active Microsoft 365 subscription.

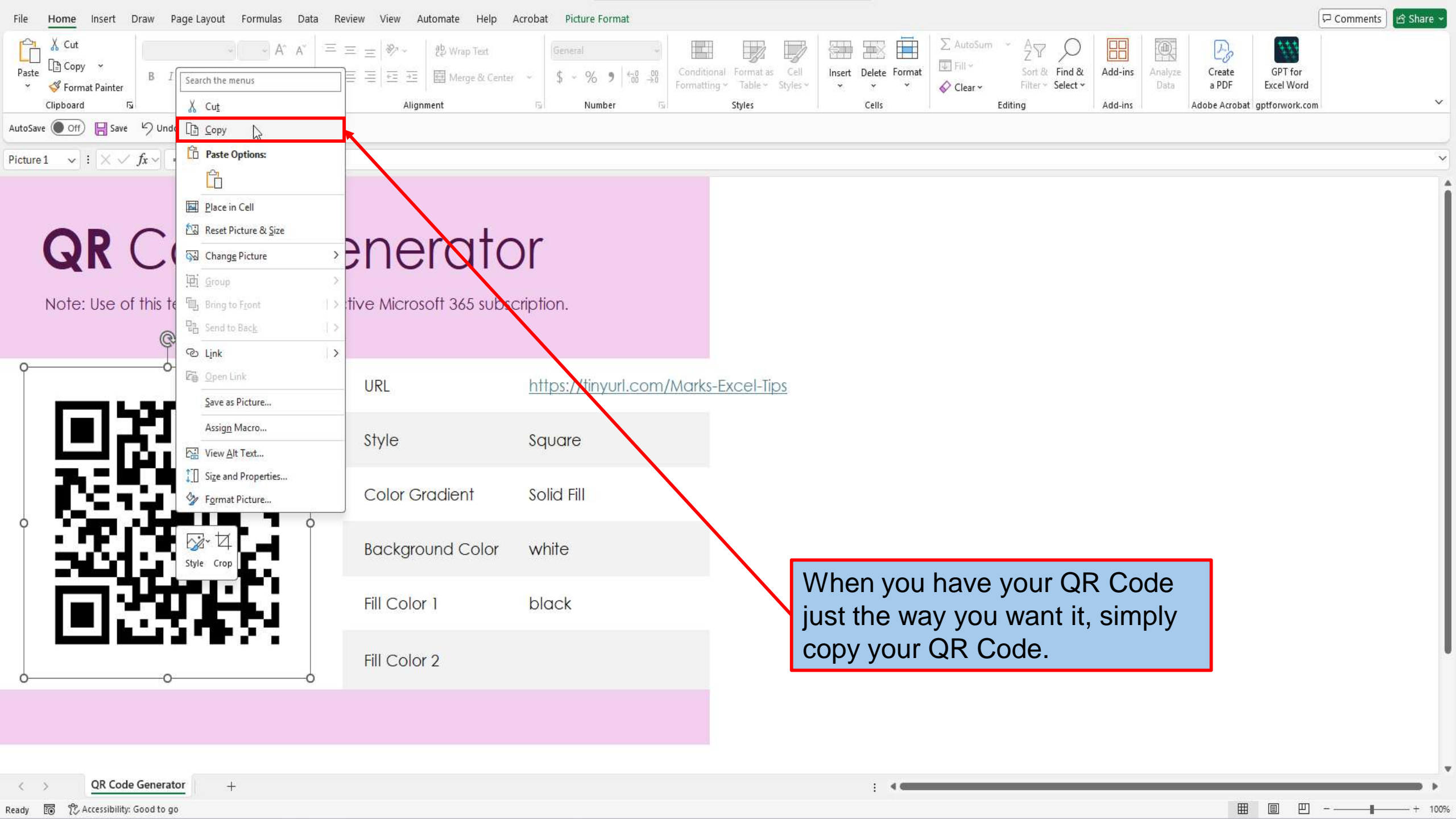


URL

<https://tinyurl.com/Marks-Excel-Tips>

Style	Square
Color Gradient	
Background Color	<div>Square Gapped Square Circle Rounded Vertical Bars Horizontal Bars</div>
Fill Color 1	black
Fill Color 2	

Use The dropdown menus to change the style, color gradient, background color, fill color 1, and fill color 2.



Search the menus



Copy

Paste Options:



Place in Cell

Reset Picture & Size

Change Picture

Group

Bring to Front

Send to Back

Link

Open Link

Save as Picture...

Assign Macro...

View Alt Text...

Size and Properties...

Format Picture...



Style Crop

When you have your QR Code just the way you want it, simply copy your QR Code.

## Scan The QR Code To Visit My Channel Mark's Excel Tips



And paste it into any image  
editor or word document.

[View This Tutorial On My Website](#)

[View The Video Tutorial Here](#)

[Visit My YouTube Channel](#)

