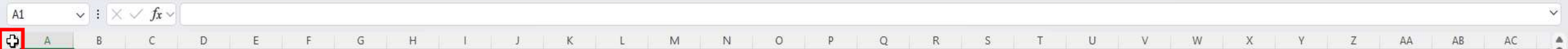
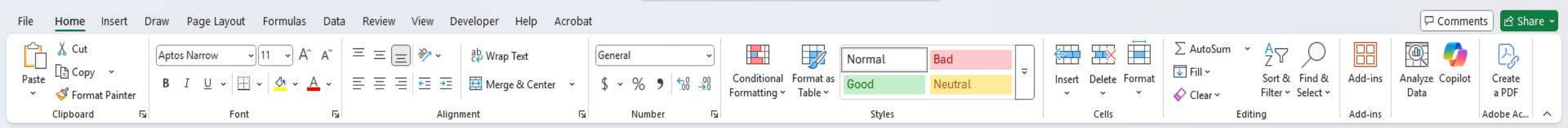


Hello, and welcome to Mark's Excel Tips. Today, we are going to show you how to select the entire worksheet using only shortcut keys in Excel 365. Let's get started.

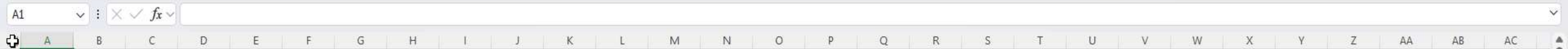
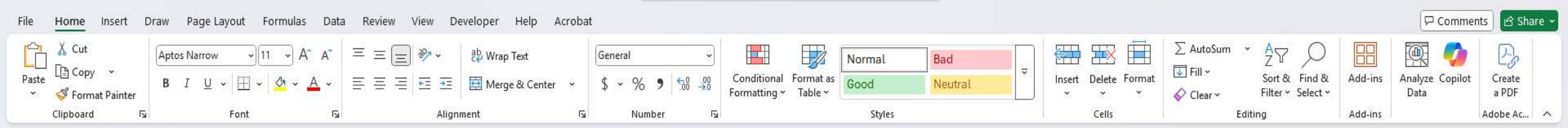


For most people, to select the entire worksheet, you would use your mouse and click on the top left corner of the worksheet.

A1

	A	B	C	D	E	F	G	H	I	J	K	L	M	N	O	P	Q	R	S	T	U	V	W	X	Y	Z	AA	AB	AC
1																													
2																													
3																													
4																													
5																													
6																													
7																													
8																													
9																													
10																													
11																													
12																													
13																													
14																													
15																													
16																													
17																													
18																													
19																													
20																													
21																													
22																													
23																													
24																													
25																													
26																													
27																													
28																													
29																													
30																													
31																													
32																													
33																													
34																													
35																													
36																													
37																													

This would select your entire worksheet.



However, If you have difficulty using a mouse, or you would prefer to use only shortcut keys, you can simply press and hold the ctrl key, and then press the A key.



A1

	A	B	C	D	E	F	G	H	I	J	K	L	M	N	O	P	Q	R	S	T	U	V	W	X	Y	Z	AA	AB	AC
1																													
2																													
3																													
4																													
5																													
6																													
7																													
8																													
9																													
10																													
11																													
12																													
13																													
14																													
15																													
16																													
17																													
18																													
19																													
20																													
21																													
22																													
23																													
24																													
25																													
26																													
27																													
28																													
29																													
30																													
31																													
32																													
33																													
34																													
35																													
36																													
37																													

This will select your entire worksheet with only having to use shortcut keys.

[View This Tutorial On My Website](#)

[View The Video Tutorial Here](#)

[Visit My YouTube Channel](#)

