

File Home Insert Page Layout Formulas Data Review View Developer Help Power Pivot

Clipboard Font Alignment Number Styles Cells Editing Add-ins Analyze Data

AutoSave Off Save Add-ins Undo Redo

Comments Share

A1

	A	B	C	D	E	F	G	H	I	J	K	L	M	N	O	P	Q	R	S	T	U	V	W
1																							
2																							
3																							
4																							
5																							
6																							
7																							
8																							
9																							
10																							
11																							
12																							
13																							
14																							
15																							
16																							
17																							
18																							
19																							
20																							
21																							
22																							
23																							
24																							
25																							
26																							

Hello, and welcome to Mark's Excel Tips. Today, we are going to show you how to create a Balance Sheet Template, in Excel 365. Let's get started.

Clipboard Font Alignment Number Styles Cells Editing Add-ins

Paste, Aptos Narrow, 11, Bold, Italic, Underline, Merge & Center, Wrap Text, General, Conditional Formatting, Format as Table, Cell Styles, Insert, Delete, Format, AutoSum, Fill, Clear, Sort & Filter, Find & Select, Add-ins, Analyze Data

AutoSave Off Save Add-ins Undo Redo

A1

	A	B	C	D	E	F	G	H	I	J	K	L	M	N	O	P	Q	R	S	T	U	V	W
1																							
2																							
3																							
4																							
5																							
6																							
7																							
8																							
9																							
10																							
11																							
12																							
13																							
14																							
15																							
16																							
17																							
18																							
19																							
20																							
21																							
22																							
23																							
24																							
25																							
26																							

To start, click on File.

Good morning



Home

New

Open

Share

Get Add-ins

Info

Save

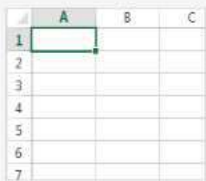
Save As

Print

Export

Close

New



Blank workbook



Any year one-month calen...



Drop-down tutorial



Blood pressure and glucose...



Inventory of home contents



Welcome to Excel



Formula tutorial

Recent Pinned Shared with Me

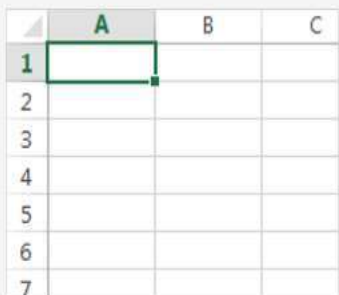
You haven't opened any workbooks recently. Click Open to browse for a workbook.

[More templates](#) →

[More workbooks](#) →

On the right side of the home screen, click on more templates.

New



Blank workbook



Any year one-month cale...



Drop-down tutorial



Blood pressure and gluco...

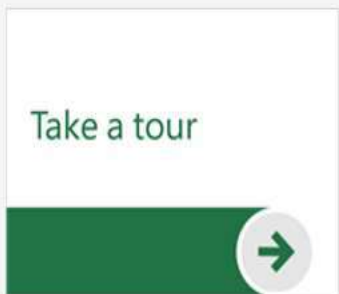


Inventory of home conte...

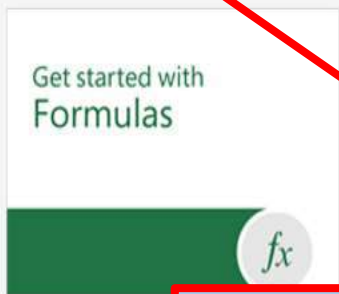
Balance Sheet



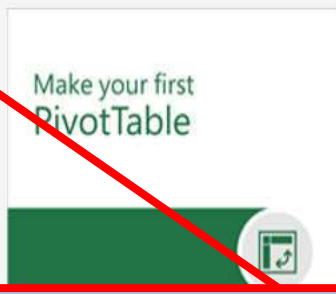
Suggested searches: Business Personal Planners and Trackers Lists Budgets Charts Calendars Start searching




Welcome to Excel



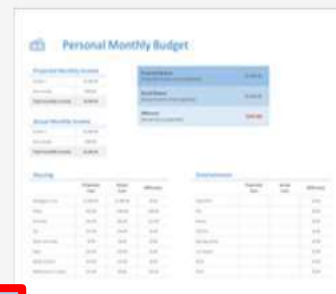
Formula



Academic calendar



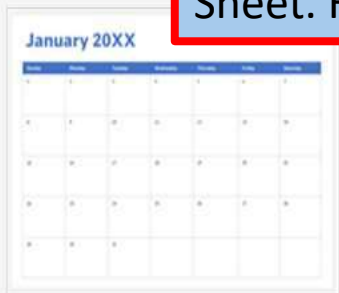
Loan amortization schedule



Personal monthly budget



Premium weekly chore sc...



Any year custom calendar



Academic calendar



Loan amortization schedule



Weekly schedule planner

In the search box on the left, type in Balance Sheet. Hit enter, or click on the search icon.



Home

New

Open

Share

Get Add-ins

Info

Save

Save As

Print

Export

Close

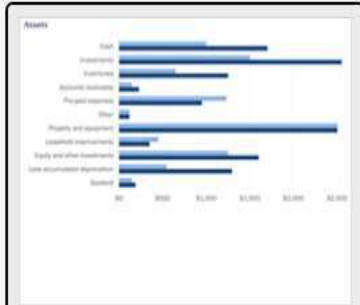
Account

Options

New

← Back

Balance Sheet



Basic balance sheet



Balance Sheet			
Asset Type	2017	2018	2019
Current Assets			
Cash	1000	1500	2000
Accounts receivable	1500	2000	2500
Inventory	1000	1000	1000
Prepaid expenses	500	500	500
Other	200	200	200
Property and equipment	1800	1800	1800
Capital equipment	1500	1500	1500
Equity and other investments	1200	1200	1200
Long-term investments	1000	1000	1000
Other	500	500	500
Total Assets	5000	5000	5000
Current Liabilities & Shareholder Equity			
Accounts payable	1000	1000	1000
Short-term debt	1000	1000	1000
Other	1000	1000	1000
Shareholder Equity	2000	2000	2000
Total Liabilities & Shareholder Equity	5000	5000	5000
Balance	0	0	0

Balance sheet

Your Company Name - Balance Sheet			
Account	2017	2018	2019
Assets			
Cash	1000	1500	2000
Accounts receivable	1500	2000	2500
Inventory	1000	1000	1000
Prepaid expenses	500	500	500
Other	200	200	200
Property and equipment	1800	1800	1800
Capital equipment	1500	1500	1500
Equity and other investments	1200	1200	1200
Long-term investments	1000	1000	1000
Other	500	500	500
Total Assets	5000	5000	5000
Liabilities and Shareholder Equity			
Accounts payable	1000	1000	1000
Short-term debt	1000	1000	1000
Other	1000	1000	1000
Shareholder Equity	2000	2000	2000
Total Liabilities & Shareholder Equity	5000	5000	5000
Balance	0	0	0

Balance sheet (simple)

Excel will load several templates for Balance Sheet.

Account

Options

New

← Back

Balance Sheet

Basic balance sheet

Balance Sheet		
	2013	2012
Assets		
Current Assets	600	600
Plant Assets	200	200
Other Assets	0	0
Current Liabilities	500	500
Long-term liabilities	0	0
Owner Equity	0	300
Total Assets	800	900
Total Liabilities & Stockholder Equity	500	800
Balance	0	(100)

Balance sheet

Your Company Name Balance Sheet		
Assets		
Current Assets		
Plant Assets		
Other Assets		
Current Liabilities		
Long-term liabilities		
Owner Equity		
Total Assets		
Total Liabilities & Stockholder Equity		
Balance		

Balance sheet (simple)

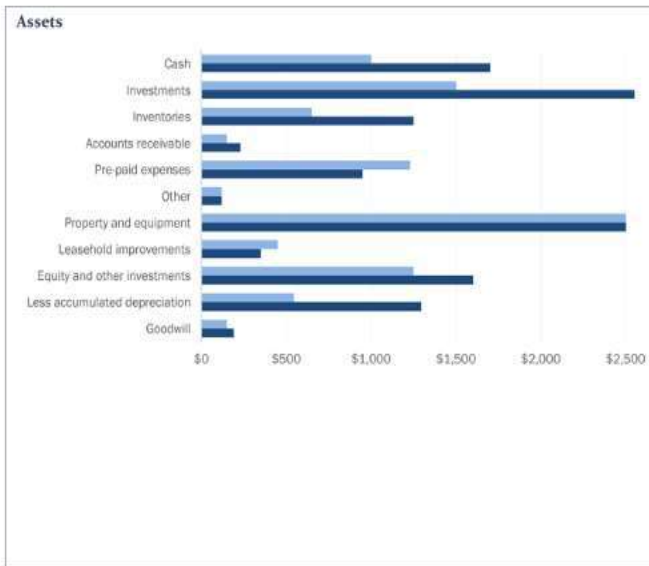

Let's click on the first one.

- Home
- New
- Open
- Share
- Get Add-ins
- Info
- Save
- Save As
- Print
- Export
- Close
- Account
- Options

New

← Back

Balance Sheet



Basic balance sheet

Provided by: [Microsoft Corporation](#)

Audit costs and balance your budget using this balance sheet that allows year-to-year comparison, including accumulated depreciation. Balance sheet Excel templates do the math for you, helping business owners save time and keep finances in order. Use this accessible Excel balance sheet to compare and monitor company liabilities, assets, net worth, and more.

Download size: 35 KB

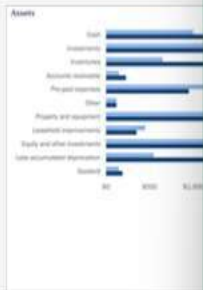


In the window that opens, Excel tells you about this template and what it is best used for.

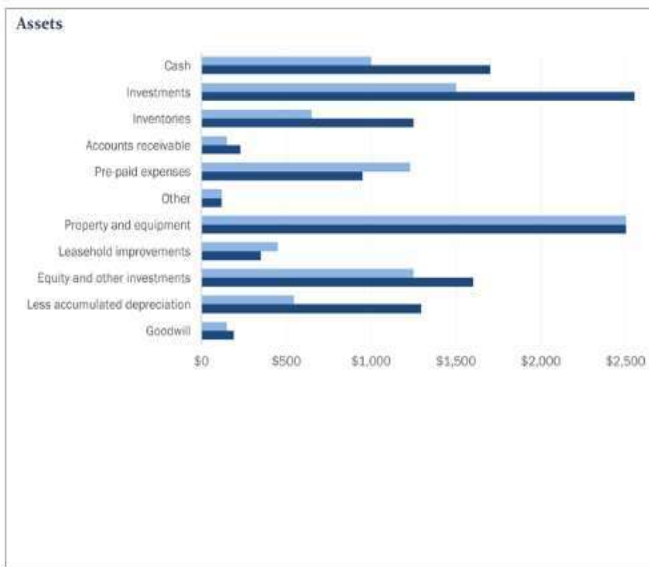
New

← Back

Balance Sheet



Basic balance

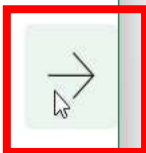


Basic balance sheet

Provided by: [Microsoft Corporation](#)

Audit costs and balance your budget using this balance sheet that allows year-to-year comparison, including accumulated depreciation. Balance sheet Excel templates do the math for you, helping business owners save time and keep finances in order. Use this accessible Excel balance sheet to compare and monitor company liabilities, assets, net worth, and more.

Download size: 35 KB



You can use the left and right arrows, to scroll through the different Balance Sheet templates.



Home

New

Open

Share

Get Add-ins

Info

Save

Save As

Print

Export

Close

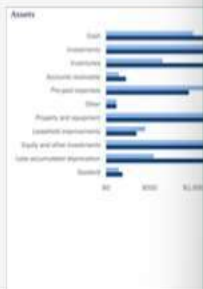
Account

Options

New

← Back

BALANCE SHEET



Basic balance

PANTHEROS LABS		BALANCE SHEET	
Assets			
Current assets:	Previous Year	Current Year	
Cash	50,000.00	64,000.00	
Investments	23,456.21	25,789.00	
Inventories	32,124.00	12,235.00	
Accounts receivable	112,230.00	222,615.00	
Pre-paid expenses	12,321.00	53,155.21	
Other	656.23	788.32	
Total current assets	230,787.44	378,582.53	
Fixed assets:	Previous Year	Current Year	
Property and equipment	11,615,235.00	15,645,215.33	
Leasehold improvements	2,156,215.01	899,265.00	
Equity and other investments	3,256,985.22	5,512,541.00	
Less accumulated depreciation	544,231.00	625,325.00	
Total fixed assets	17,572,666.23	22,682,346.33	
Other assets:	Previous Year	Current Year	
Goodwill	500,000.00	750,000.00	
Total other assets	500,000.00	750,000.00	
Total assets	18,303,453.67	23,810,928.86	
Liabilities & owner's equity			
Current liabilities:	Previous Year	Current Year	
Accounts payable	2,564,218.00	3,456,154.00	
Accrued wages	989,521.78	1,234,520.00	
Accrued compensation	501,256.00	701,256.00	
Income taxes payable	79,856.00	61,654.00	
Unearned revenue	747,256.21	304,198.55	

Balance sheet (simple)

Provided by: Microsoft Corporation

Report on your assets and liabilities with this accessible balance sheet template. This simple balance sheet template includes current assets, fixed assets, equity, and current and long-term liabilities. This example of a simple balance sheet is fully customizable and ready to print.

Download size: 31 KB



When you find the Balance Sheet Template that you like, click on create.

Clipboard Font Alignment Number Styles Cells Editing Add-ins

AutoSave Off Save Add-ins Undo Redo

G24 fx

BALANCE SHEET

	FY-2023	FY-2024
ASSET TYPE	PRIOR YEAR	CURRENT YEAR
Current assets	600	600
Fixed assets	(100)	(85)
Other assets	0	0
Current liabilities	500	350
Long-term liabilities	0	0
Owner equity	0	350
TOTAL ASSETS	500	515
TOTAL LIABILITIES & STOCKHOLDER EQUITY	500	700
BALANCE	0	(185)

Excel, will load your Balance Sheet Template, ready for you to use.

Clipboard Font Alignment Number Styles Cells Editing Add-ins Analyze Data

AutoSave Off Save Add-ins Undo Redo

G24

BALANCE SHEET

	FY-2023	FY-2024
ASSET TYPE	PRIOR YEAR	CURRENT YEAR
Current assets	600	600
Fixed assets	(100)	(85)
Other assets	0	0
Current liabilities	500	350
Long-term liabilities	0	0
Owner equity	0	350
TOTAL ASSETS	500	515
TOTAL LIABILITIES & STOCKHOLDER EQUITY	500	700
BALANCE	0	(185)

This Balance Sheet Template has a Summary tab.

Summary Assets Liabilities Categories

Clipboard Font Alignment Number Styles Cells Editing Add-ins Analyze Data

Franklin Gothic Bold 11 A A Wrap Text Merge & Center General \$ % ; .00 .00 Conditional Formatting Format as Table Cell Styles Insert Delete Format AutoSum Fill Clear Sort & Filter Find & Select Add-ins Analyze Data

H19

A B C D E F G H I J K L M

ASSETS

		FY-2023	FY-2024
ASSET TYPE	DESCRIPTION	PRIOR YEAR	CURRENT YEAR
Current assets	Cash	600	600
Current assets	Investments		
Current assets	Inventories		
Current assets	Accounts receivable		
Current assets	Pre-paid expenses		
Fixed assets	Property and equipment		
Fixed assets	Leasehold improvements		
Fixed assets	Equity and other investments		
Fixed assets	Less accumulated depreciation (negative value)	(100)	(85)

An Assets tab where you input all your assets.

Assets

Summary

Liabilities

Categories

Clipboard Font Alignment Number Styles Cells Editing Add-ins

AutoSave Off Save Add-ins Undo Redo

J21

LIABILITIES		FY-2023	FY-2024
LIABILITY TYPE	DESCRIPTION	PRIOR YEAR	CURRENT YEAR
Current liabilities	Accounts payable		350
Current liabilities	Accrued wages		
Current liabilities	Accrued compensation	500	
Current liabilities	Income taxes payable		
Current liabilities	Unearned revenue		
Long-term liabilities	Mortgage payable		
Owner equity	Investment capital		350
Owner equity	Accumulated retained earnings		
TOTAL LIABILITIES & STOCKHOLDER EQUITY		500	700

A Liabilities tab.

Summary Assets **Liabilities** Categories

Clipboard Font Alignment Number Styles Cells Editing Add-ins Analyze Data

AutoSave Off Save Add-ins Undo Redo

F17

A B C D E F G H I J K L M N O P

CATEGORIES

CATEGORIES
Current assets
Fixed assets
Other assets
Current liabilities
Long-term liabilities
Owner equity

And a Categories tab for each of your categories.

Clipboard Font Alignment Number Styles Cells Editing Add-ins

Paste Franklin Gothic Bold 11 Wrap Text Merge & Center General Conditional Formatting Format as Table Cell Styles Insert Delete Format AutoSum Fill Clear Sort & Filter Find & Select Add-ins Analyze Data

AutoSave Off Save Add-ins Undo Redo

A1 fx

A B C D E F G H I J K L M N O P

1



Create a list of categories for Assets and Liabilities in this worksheet. These values are used to create a Dashboard to build out the Assets and Liabilities worksheets

CATEGORIES

CATEGORIES
Current assets
Fixed assets
Other assets
Current liabilities
Long-term liabilities
Owner equity

On each of the pages, click on cell A-1' and it will tell you about the information on that page.

[View This Tutorial On My Website](#)

[View The Video Tutorial Here](#)

[Visit My YouTube Channel](#)

